

# SHARP

PN-E802  
PN-E702  
PN-E602  
LCD MONITOR

## Sharp's Big-Screen LCD Monitor— Sized for Impact, Designed for Style



Almost everything about Sharp's PN-E802/E702/E602 professional LCD monitor is big.

Full-HD resolution and a superb-quality Sharp LCD ensure ample clarity and tremendous images.

Grand screen sizes of 80, 70, and 60 inches—all with a stylishly slim profile—lend enormous impact to most any setting. The towering 80-inch model can even display actual-size images of people for maximum effect.

Yes, the large, durable, energy-efficient monitors in this lineup are expanding digital signage potential in a very big way.




In 2012, Sharp is celebrating the 100th anniversary of its founding.



Information at airline counters

## Choice of Dynamic Screen Sizes

Sized for impact, the PN-E lineup boasts an **80-inch** monitor big enough to showcase life-size images of people and also offers impressively large **70- and 60-inch** models. This convenient choice of screen sizes means there's a large, high-quality professional LCD monitor to fit any number of indoor venues, including offices, conference rooms, retail settings, and public spaces.



Note: Figures above denote active screen area.

## Breathtaking Image Quality

The PN-E802/E702/E602's 80/70/60-inch LCD panel incorporates Sharp's **UV<sup>2</sup>A\*** technology, which ensures highly efficient use of light from the backlight and prevents light leakage for the display of truly bright whites, amazingly vivid colours, and extremely deep blacks. The PN-E802/E702/E602 also boasts 1,920 (H) x 1,080 (V)-pixel **full-HD resolution** to ensure that none of the detail or visual impact is lost. Thanks to full-HD resolution, everything from fine text to intricate graphics is stunningly crisp and clear.

\* UV<sup>2</sup>A stands for "Ultraviolet-induced Multi-domain Vertical Alignment," a photo-alignment technology that ensures uniform alignment of liquid crystal molecules in a certain direction.


## Choice of Installation Mode

The PN-E802/E702/E602 offers a choice of **landscape** or **portrait** installation, allowing customers to select the mode that best suits their display content and application. While portrait installation offers the look and impact of a poster, landscape installation puts wide images on vivid display.

## Thin, Streamlined Design

This stylishly thin monitor measures only **123 mm** (PN-E802) / **100 mm** (PN-E702) / **86 mm** (PN-E602) at its thickest point.

Streamlined for a pleasing appearance and minimal protruding parts, the PN-E802/E702/E602 can be attractively mounted on a wall in landscape or portrait mode.




(Image: PN-E702)

## 24/7 Operation

Built solid, the PN-E802/E702/E602 is ideal for use in 24-hour stores and other demanding professional applications that require around-the-clock operation seven days a week.

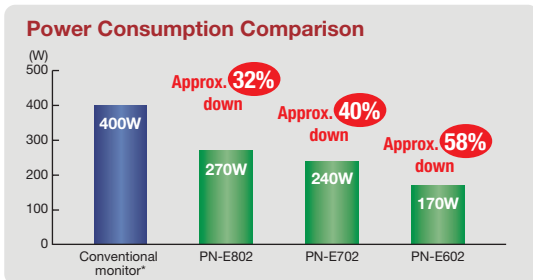
Fashion news at boutiques



## Energy Efficient

The PN-E802/E702's **full-array LED** backlight and the PN-E602's **edge-lit LED** backlight help ensure reliable performance with low power consumption. In fact, the PN-E802 consumes roughly 32% less energy than conventional CCFL-backlight displays.\*

\* Sharp PN-E601



## Dual Screen Display


Picture-in-Picture (PIP) mode allows an AV-sourced image to be displayed within a PC-sourced one (or vice versa), while Picture-by-Picture (PbyP) mode puts images from AV and PC sources side by side for split-screen viewing.

## Enlarge (Zoom) Display Mode

Multiple monitors can be grouped together to display one enlarged image, thanks to Enlarge (Zoom) Display mode, which corrects the framing of that image to eliminate misalignment between monitors.

## Mirror Display Mode (Daisy Chain)

With Mirror Display mode, the same image can be displayed on a daisy chain of PN-E802/E702/E602 monitors for the powerful impact of visual repetition.



## Built-In Speakers

Built-in speakers eliminate the need for external speakers and keep PN-E802/E702/E602 monitors stylishly streamlined. The speakers emit sound from both sides of the monitors, making them ideal for conveying audio information and playing location-appropriate background music.



## Fanless Architecture

Fanless architecture maintains airflow and dissipates heat without the use of mechanical air-ventilation fans, which can attract dust and create noise. This fanless design also facilitates monitor maintenance.

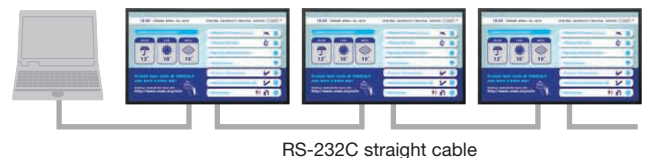
## Built-In Temperature Sensor

Should the temperature inside the monitor rise, a built-in sensor will detect it, and the backlight system will automatically adjust to keep the temperature within operational level\*.

\* The monitor automatically goes to standby mode when the internal temperature remains consistently above operational level.

## ID Setting

Thanks to an RS-232C interface, PN-E802/E702/E602 monitors can be easily controlled and monitored from a central location via a PC. Each monitor can be assigned an individual ID code to specify when remotely turning that monitor on or off, changing its input, or making various screen adjustments and settings.



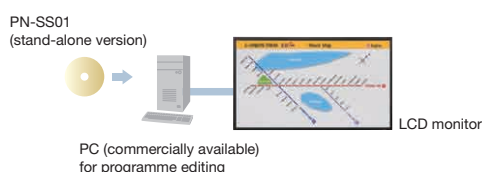
## Sharp Digital Signage Software (option)

Sharp Digital Signage Software is versatile management software that provides total support for the creation, scheduling, distribution, and display of a wide range of content for the PN-E802/E702/E602.

### PN-SS01 Stand-Alone Version

In stand-alone systems, PN-SS01 software enables programmes to be edited on a single PC for display on a single LCD monitor according to a set schedule. Programmes can be transferred to another client\* via a USB thumb drive.

#### Stand-Alone System Configuration



\* Each client represents a separate PC and Sharp LCD monitor.

### PN-SS02 Network Version

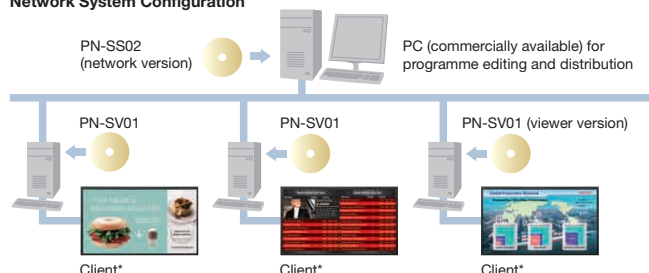
In network systems, PN-SS02 software enables programmes to be edited and stored on a networked PC then distributed via the network to up to 100 clients\* according to a set schedule.

Note: Networked clients must use PN-SV01 viewer version software

### PN-SV01 Viewer Version

Used on the client\* side, PN-SV01 viewer software allows programmes edited with PN-SS01 or PN-SS02 software to be displayed on the client's LCD monitor according to a set schedule.

#### Network System Configuration

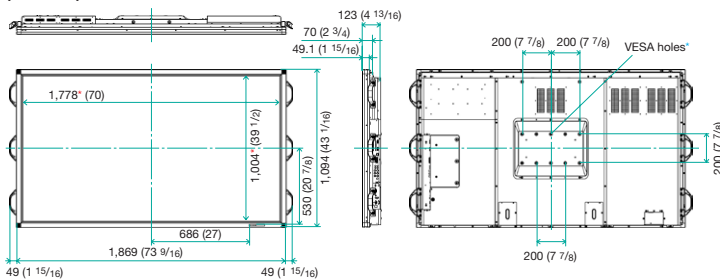


# Specifications

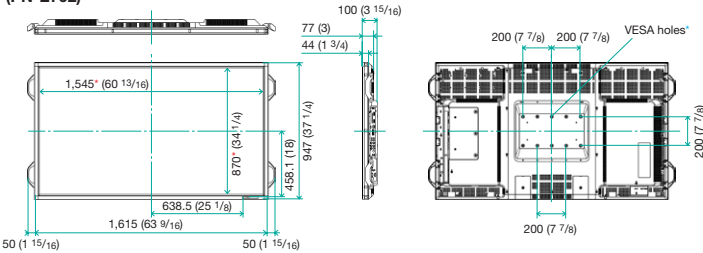
Model Name	PN-E802	PN-E702	PN-E602
Installation	Landscape / Portrait		
LCD Panel	80-inch widescreen (203.2 cm diagonal) UV*A LCD	70-inch widescreen (176.6 cm diagonal) UV*A LCD	60-inch widescreen (152.5 cm diagonal) UV*A LCD
Max. Resolution	1,920 x 1,080 pixels		
Max. Display Colours (approx.)	1,064 million colours		
Pixel Pitch (H x V)	0.923 x 0.923 mm	0.802 x 0.802 mm	0.692 x 0.692 mm
Max. Brightness*	450 cd/m <sup>2</sup>		
Contrast Ratio	4,000 : 1		
Viewing Angle (H/V)	176°/176° (CR ≥ 10)		
Active Screen Area (W x H)	1,771.2 x 996.3 mm (69 3/4" x 39 1/4")	1,538.9 x 865.6 mm (60 9/16" x 34 1/16")	1,329.1 x 747.6 mm (52 5/16" x 29 7/16")
Response Time	6 ms (gray to gray, avg.)		
Backlight	White LED, full array	White LED, edge lit	
Computer Input	Video: Analogue RGB (0.7 Vp-p) [75Ω], Digital (conforms to DVI 1.0 standards)		
Synchronisation	Horizontal/vertical separation (TTL: positive/negative), Sync on green, Composite sync (TTL: positive/negative)		
Plug & Play	VESA DDC2B		
Power Management	VESA DPMS, DVI DMPM		
Video Colour System	With Optional PN-ZB01: NTSC (3.58 MHz, 4.43 MHz), PAL, PAL60, SECAM		
Input Terminals**	Standard: PC analogue: Mini D-sub 15-pin x 1, HDMI x 1*, 3.5 mm-diameter mini stereo jack x 1, RS-232C D-sub 9-pin x 1 With Optional PN-ZB01: PC digital: DVI-D 24-pin x 1*, PC analogue: BNC x 1***, Video: BNC x 1, S-Video x 1, Component video: BNC (Y, Cb/Pb, Cr/Pr) x 1**, Audio: RCA pin (L/R) x 2		
Output Terminals	Standard: Audio: RCA pin (L/R) x 1, RS-232C D-sub 9-pin x 1 With Optional PN-ZB01: PC digital: DVI-D 24-pin x 1*		
Input/Output Terminals	With Optional PN-ZB01: LAN port		
Speaker Output	Built-in: 7 W + 7 W With Optional PN-ZB01: 7W + 7W (60)		
Power Supply	100V – 240V AC, 50/60 Hz		
Power Consumption	270 W	240 W	170 W
Environmental Conditions	Operating Temperature: 0°C to 40°C Operating Humidity: 20% to 80% RH		
Dimensions (W x D x H) (approx.) (display only)	1,869 x 123 x 1,094 mm (73 9/16" x 4 13/16" x 43 1/16")	1,615 x 100 x 947 mm (63 9/16" x 3 15/16" x 37 1/4")	1,407 x 86 x 817 mm (55 9/16" x 3 3/8" x 32 7/16")
Weight (not including PN-ZB01) (approx.)	79 kg (174.2 lbs)	50 kg (110 lbs)	38 kg (83.8 lbs)

## Dimensions

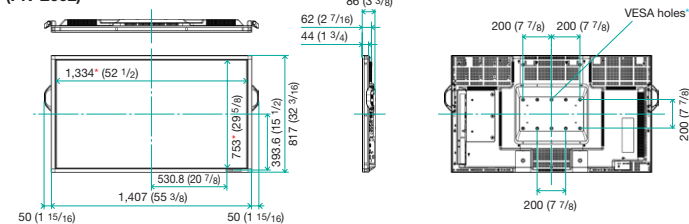
### (PN-E802)



### (PN-E702)



### (PN-E602)



Units: mm (inch)


\* Screen dimensions \* To use the VESA-standard mounting bracket, use M6 screws that are 8 to 10 mm plus the thickness of the bracket.

\*1 Brightness will depend on input mode and other picture settings. Brightness level will decrease over time. Due to the nature of the equipment, it is not possible to precisely maintain a constant level of brightness.  
\*2 Use a commercially available connection cable for PC and other video connections. \*3 HDCP compatible. For both PC and AV components. \*4 The analogue and component BNC terminals are switchable. Use the menu to select.  
\*5 Does not support plug & play.

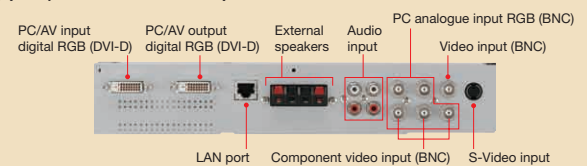
DESIGN AND SPECIFICATIONS ARE SUBJECT TO CHANGE WITHOUT PRIOR NOTICE.

## Input/Output Terminals

(standard)



(option) PN-ZB01 Interface Expansion Board



## Other Options

- PN-ZH802\* : Protective Glass for PN-E802
- PN-ZH702\* : Protective Glass for PN-E702
- PN-ZH602\* : Protective Glass for PN-E602
- PN-SS01 : Sharp Digital Signage Software (Stand-Alone Version)
- PN-SS02 : Sharp Digital Signage Software (Network Version)
- PN-SV01 : Sharp Digital Signage Software (Viewer Version)

\* Consult your local Sharp dealer or representative on availability and other details.

Distributed by:

# SHARP